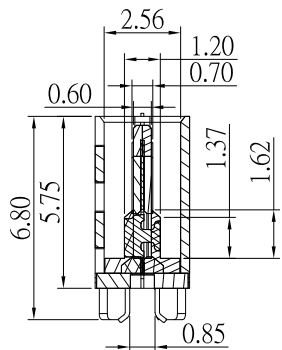




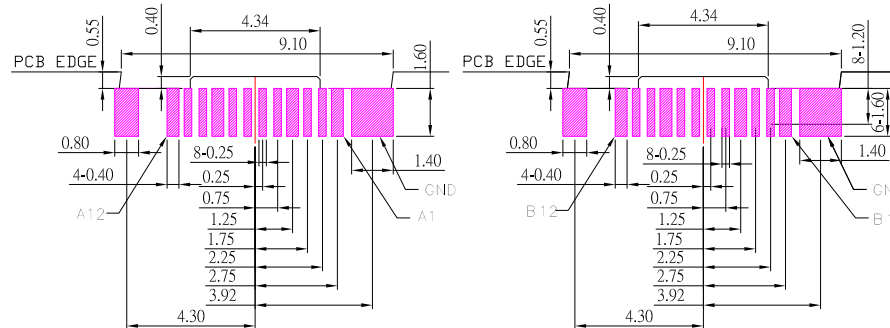
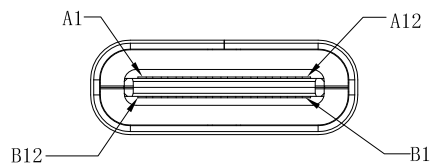
# SBC-240V11-31x-S277

鍍層厚度:

Blank	: 1u"
2	: 15u"
3	: 30u"



截面 A-A



RECOMMEND PCB LAYOUT

## SPECIFICATIONS

### Electrical:

1. Rating: 20V, 5.0A
2. Dielectric Withstand Voltage: 100V AC
3. Contact Resistance: 40 mΩ Max
4. Insulation Resistance: 100 MΩ Min

### Mechanical:

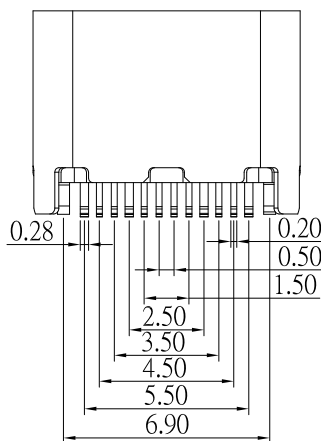
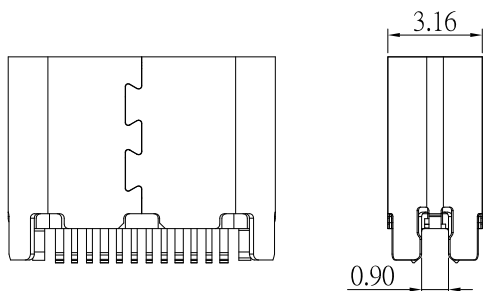
1. Connector Mate and Unmate Force
  - 1.1 Mate force: 5~20 N
  - 1.2 Unmate force: 8~20 N

### Material:

1. Housing: LCP
2. Contact: C7025
3. Shell: SUS

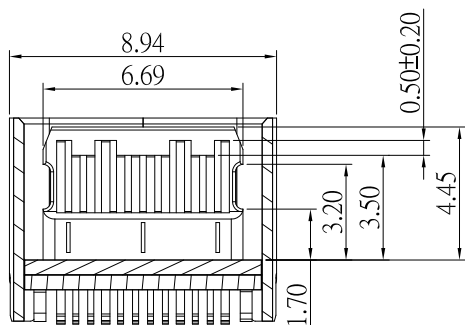
### Finish:

1. Contact: Plated Gold in Mating Area ;  
Gold Plated on Solder Balls ;  
Nickel under plated overall
2. Shell: Nickel under Plated surface layer



### USB TYPE-C PIN ASSIGNMENTS

PIN NUMBER	SIGNAL NAME	PIN NUMBER	SIGNAL NAME
A1	GND	B12	GND
A2	SSTXp1	B11	SSRXp1
A3	SSTXn1	B10	SSRXn1
A4	Vbus	B9	Vbus
A5	CC1	B8	SBU2
A6	Dp1	B7	Dn2
A7	Dn1	B6	Dp2
A8	SBU1	B5	CC2
A9	Vbus	B4	Vbus
A10	SSRXn2	B3	SSTXn2
A11	SSRXp2	B2	SSTXp2
A12	GND	B1	GND



截面 1-1



建倚科技股份有限公司  
CONTACT TECHNOLOGY CORP.

TOLERANCE UNLESS OTHERWISE STATED:

Up to 5 ±0.2  
Above 5 ~ 15 ±0.3  
Above 15 ~ 30 ±0.4  
Above 30 ~ 50 ±0.5  
Angle ±0.3°

3RD. ANGEL'S



UNITS

MM

DRAWN BY:

Jack Lu

DATE

10/12/22

CHECKED BY:

Jacky Chen

DATE

10/12/22

APPROVED BY:

Tony Kao

DATE

10/12/22

MAT'L

FINISH

SCALE

SHEET NO.

TITLE

MODLE

DWG NO.

PART NO.

CONNECTOR

USB 3.1 TYPE C 夾板母座 0.80mm L 6.80

SBC-240V11-31x-S277

SBC-240V11-31x-S277

SIZE

A4

VER

R

ITEM NO.	DESCRIPTION	DRAWN	DATE
A	B	C	D

7